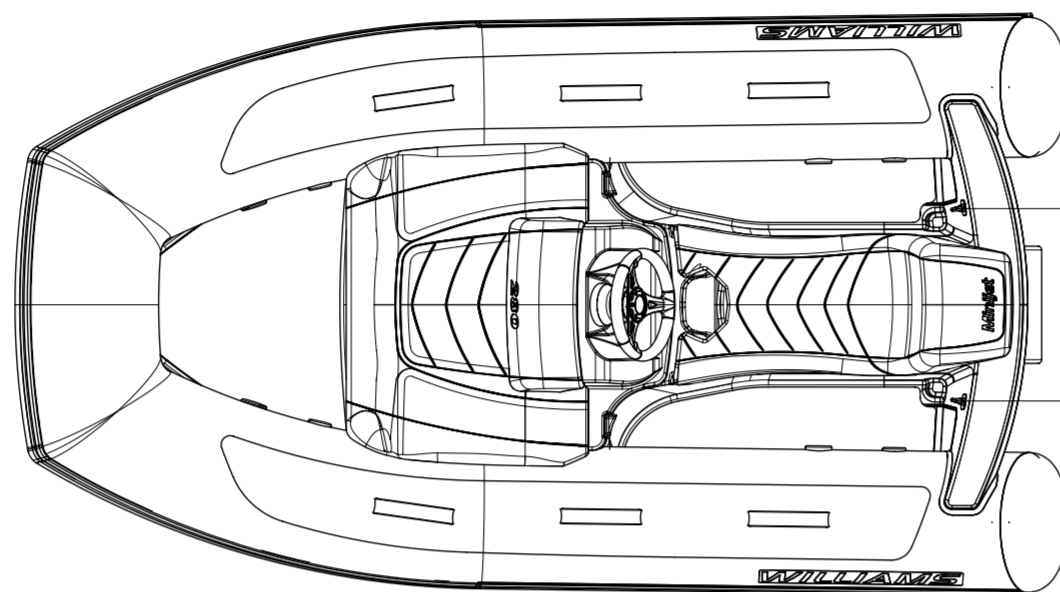


# MINIJET 280

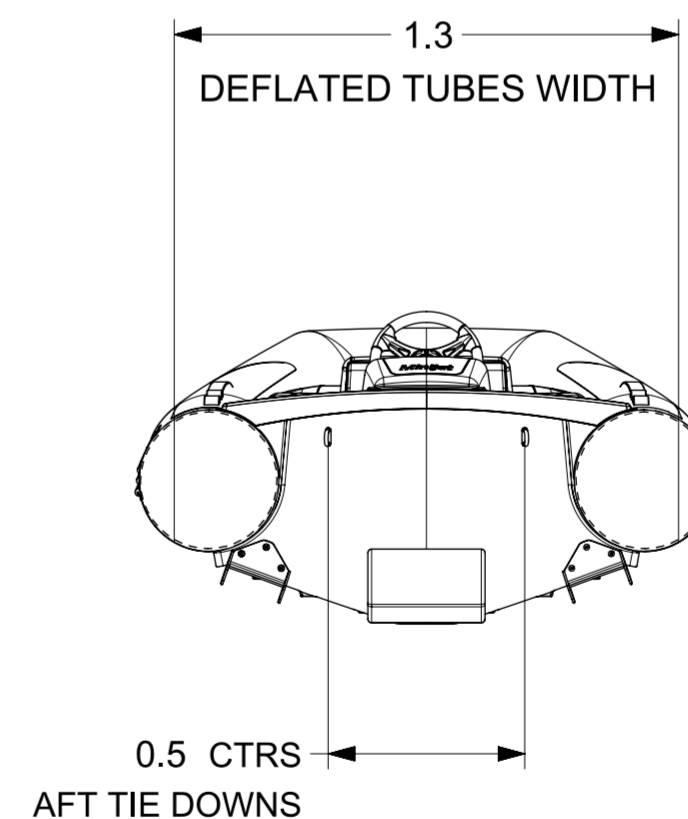
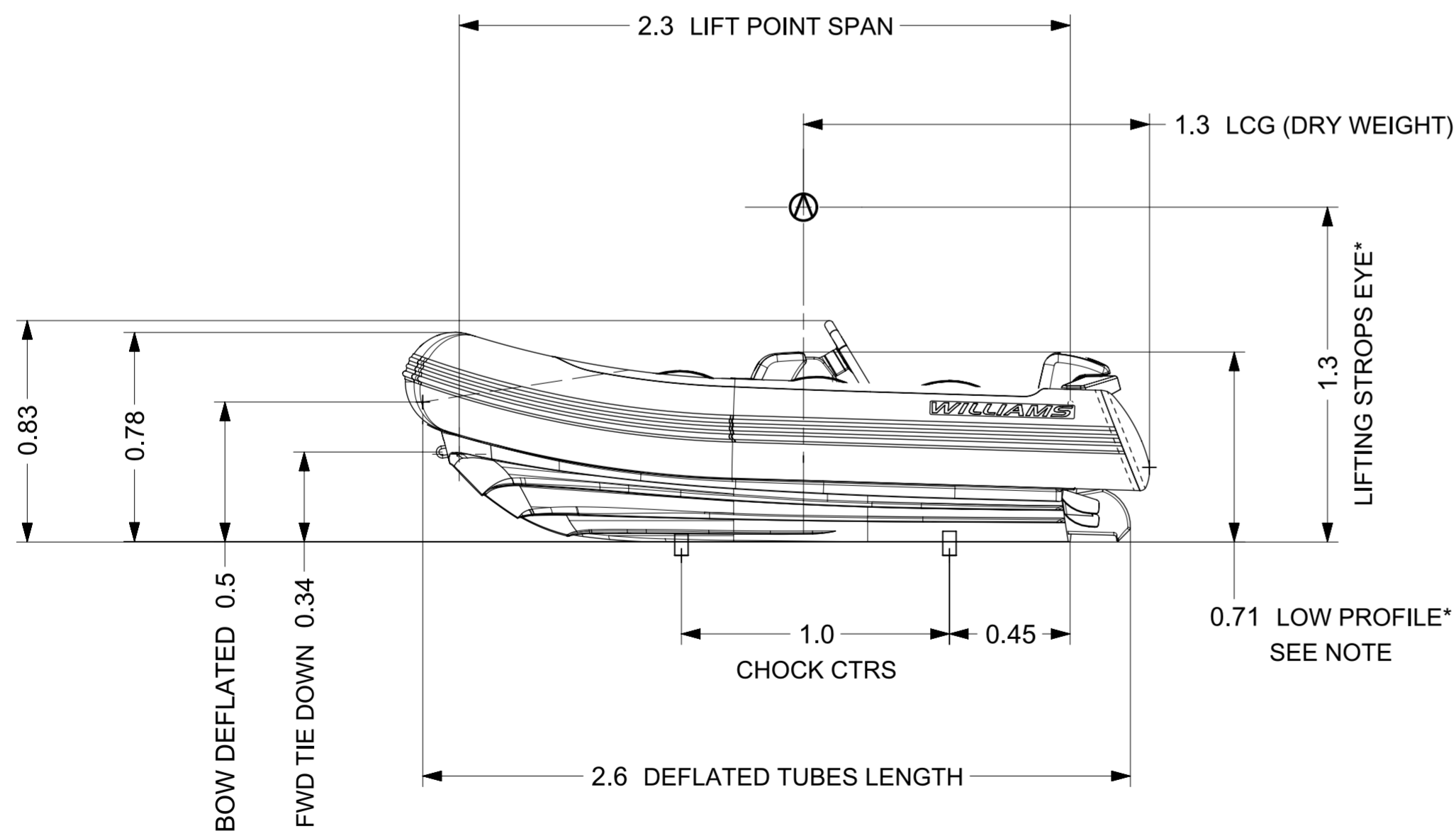


0.5 CTRS  
AFT LIFT POINTS

|                        |               |
|------------------------|---------------|
| LENGTH O.A.            | 2.79m (±1%)   |
| BEAM O.A.              | 1.54m (±1%)   |
| DRAFT (LOAD DEPENDANT) | 0.24m / 0.35m |
| ENGINE                 | ROTAX 900 ACE |
| POWER                  | 45hp ≅ 34kw   |
| DRY WEIGHT             | 210kg         |
| SEATING CAPACITY       | 3             |
| FUEL                   | PETROL        |
| FUEL CAPACITY          | 28L           |
| MAX. SPEED             | 36mph ≅ 57kph |
| No. TUBE COMPARTMENTS  | 4             |
| CE DESIGN CATEGORY     | C             |

**NOTES:**

1. LENGTH / BEAM TOLERANCE DUE TO VARIATION IN TUBE PRESSURE.
2. AVERAGE DRY WEIGHT STATED; ACTUAL WEIGHT DEPENDENT ON OPTIONS FITTED.
3. LOW PROFILE SPEC:
  - DEFLATE TUBES
  - REMOVE STEERING WHEEL, QUICK RELEASE OPTION REQUIRED
4. CHOCK DRAWING: 99-0926  
CHOCK PROFILES: RD791



\*OPTIONAL ACCESSORY

|      |          |                    |       |        |
|------|----------|--------------------|-------|--------|
| 1    | 04/09/17 | PRODUCTION RELEASE | GT    | DBS    |
| REV. | DATE     | DETAILS            | DRAWN | APPV'D |

|             |      |       |
|-------------|------|-------|
| GENERAL TOL | 0    | +0.50 |
|             | 0.0  | +0.25 |
|             | 0.00 | +0.10 |
|             | 0.0  | +0.25 |

|                   |     |          |
|-------------------|-----|----------|
| DRAWN             | GT  | 04/09/17 |
| APPV'D            | DBS | 04/09/17 |
| PROJECT:          | 005 |          |
| INSPECTION LEVEL: | -   |          |
| MATERIAL & FINISH | -   |          |

|                             |                                      |
|-----------------------------|--------------------------------------|
| <b>WILLIAMS</b>             |                                      |
| <b>MINIJET 280 (2018MY)</b> |                                      |
| PART NO.                    | WPT-000280MJ-2018MY-Datasheet -dwg.1 |
| SCALE                       | 1:20                                 |
| SHEET                       | 1 OF 1                               |

A2